



Welcome

Using AI to fight human trafficking

Texas Government & Technology Forum

Monark Vyas, Accenture

accenture

A close-up photograph of a person's eye, looking through a vertical metal bar. The eye is dark and has a somber expression. The background is blurred, showing more of the person's face and the bar.

24.9 million

victims of human trafficking



42%

**recruited by family
member / relative**

A woman with long dark hair, wearing a white blazer, is looking down at a diamond ring on her left hand. The background is a bright, out-of-focus window with white curtains. The overall mood is soft and intimate.

39%

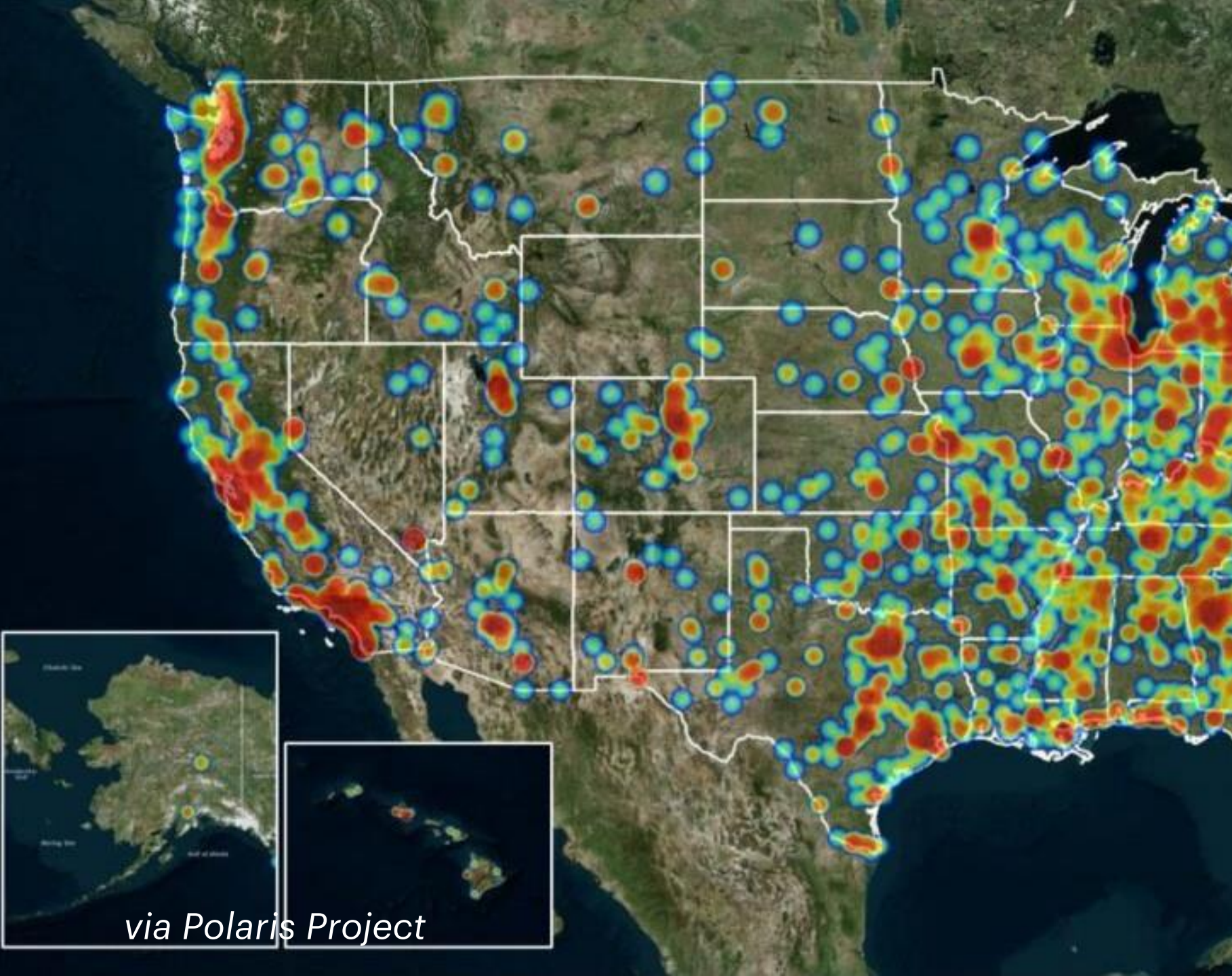
**recruited via intimate partner
or marriage proposition**



\$150 billion



\$100,000



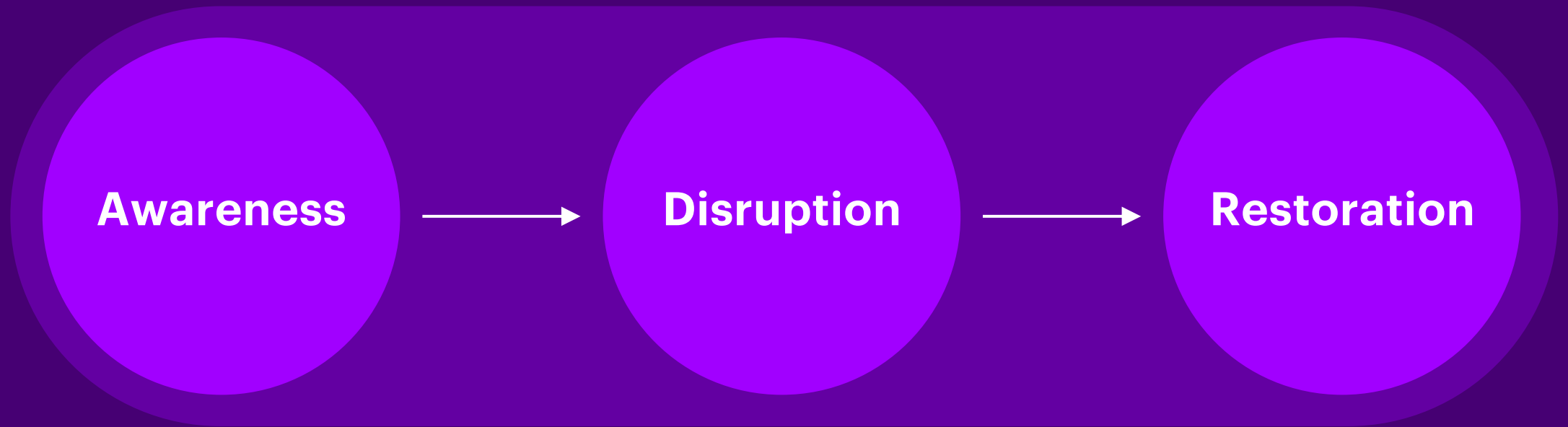
313,000
victims

\$6.6B
cost to the state

20%
travel through Texas

via Polaris Project

Human trafficking needs a holistic approach





**While perpetrators move
at the speed of light, we,
unfortunately, move at the
speed of government**

Deep Web

Messengers

online enticement

Review Sites

120%

texting

Review Sites

Social Media

Social Media

Deep Web

Encrypted Phones

22%

app usage

Dark Web

55%

of sex trafficking victims have been recruited online.



Disrupt the human supply chain

Identify

Prioritize

Collaborate

Govern

Challenges

1 Reactive Investigations

2 Case Overload

3 Manual Effort

4 Information Silos

5 N-Tier Visibility

6 Legacy Systems



160 million

children are engaged in child labor



79M

are in hazardous
work

Address the most complex human rights and wider ESG risks with supply chain risk management innovation, **starting with child protection**

Enhanced data-driven risk identification

Smart risk prioritization

Responsible mitigation actions

Scale across the organization



**Early access
to insights**




**Jump start ESG
hot spot analysis**



**Become a global
leader in the fight to
eradicate child labor**



**Geographical view
of child labor risk**



**Supplier and commodity
level risk scoring**




**Mitigation dashboard
facilitating remediation**


A person is lying face down on a massage table, receiving a back massage. The masseuse's hands are visible on the person's back. The scene is dimly lit, with a window in the background. The overall atmosphere is relaxing and professional.

9,0000+

illicit massage businesses

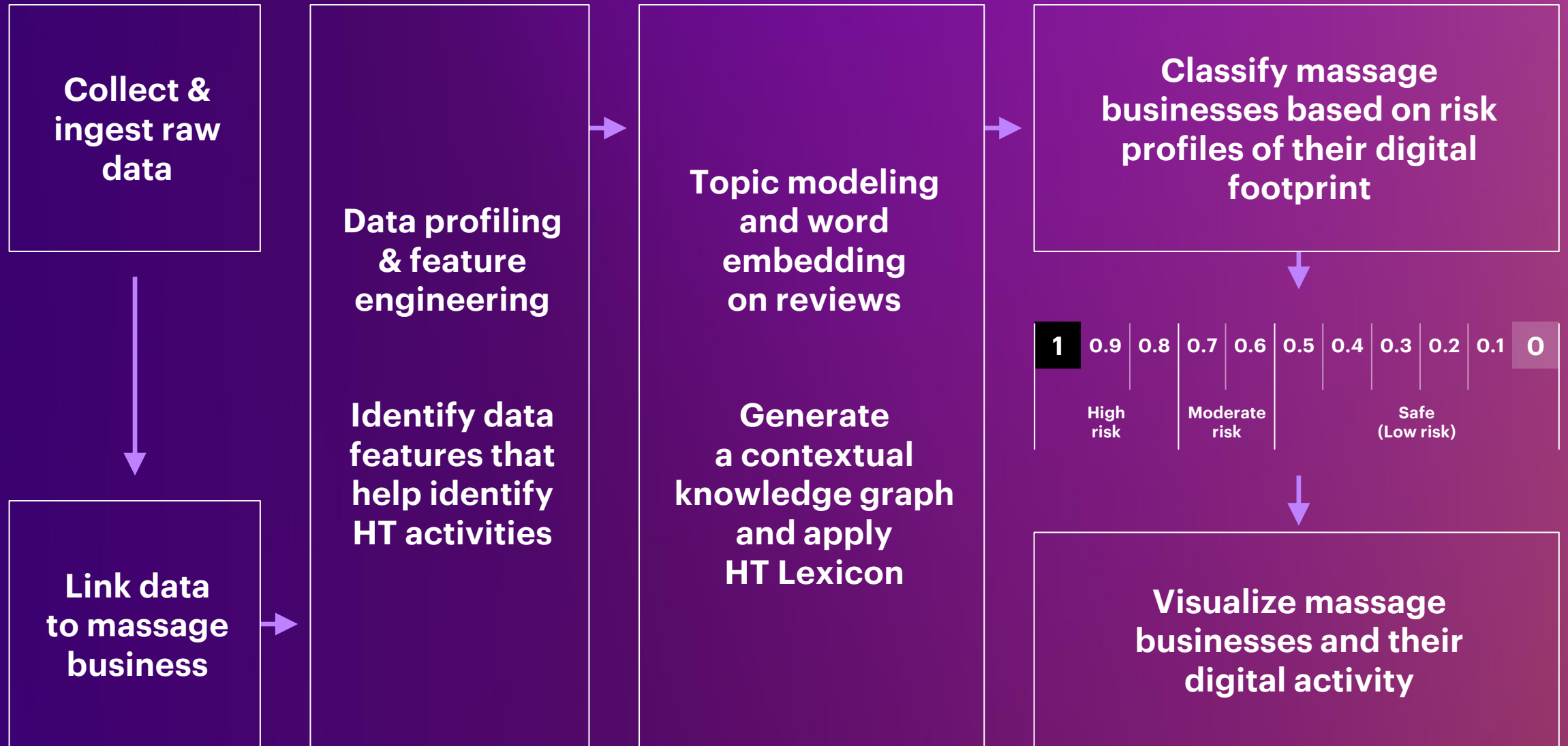
A person is lying on a massage table in a spa, receiving a massage. The scene is dimly lit, with a window in the background. A purple rectangular overlay is centered on the image, containing white text.

Generating
\$2.5B+
revenue



Rotate
victims every

2-6
weeks





Automated and proactive classifier



Prioritized high-risk businesses



Transparent and scalable risk classification



Data map



Risk classification dashboard



Graph visualization



43

**territorial
police forces**
exist in England
and Wales

Companies with
revenue greater than

£36M

**must publish an
annual statement
on slavery and
human trafficking**



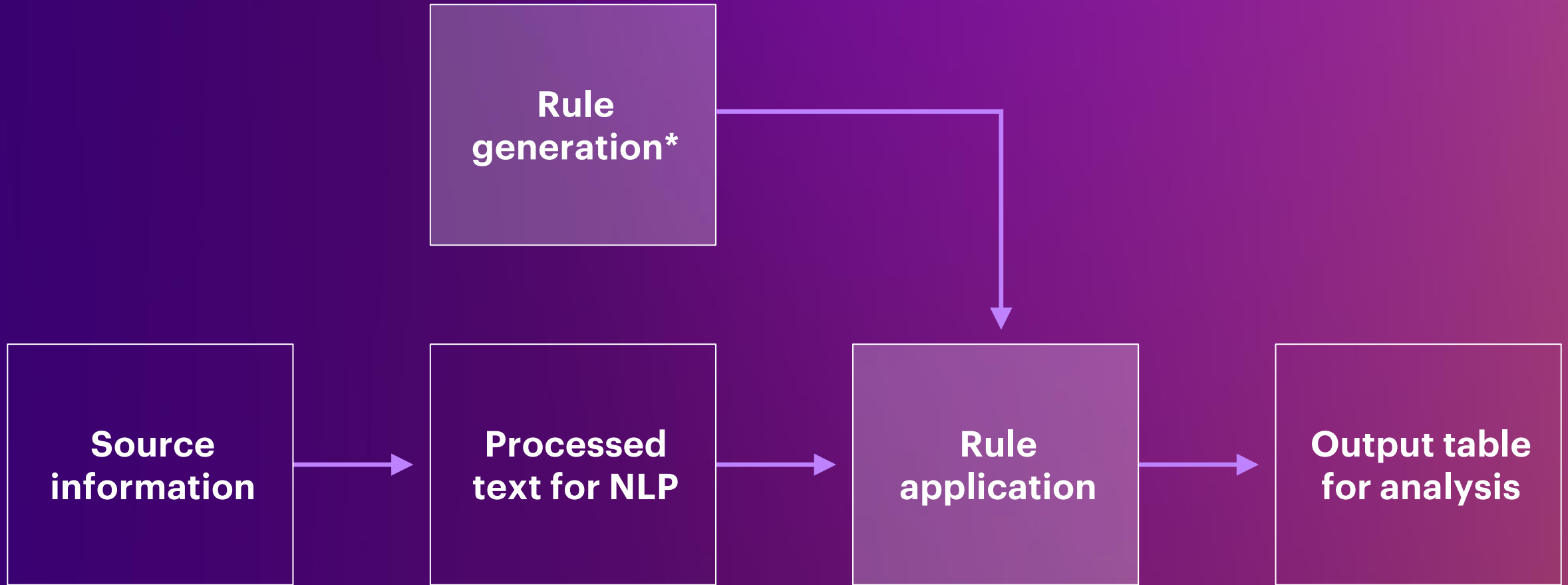
Create a network-driven insights platform to **identify of events and people related to Modern Slavery**

Consolidated data model across systems

Identify potential cases of modern slavery

Generate network metrics and calculate risk factors

Drive operational activity





**Enriched criminal
network insight**



**Escalated police
response**



**Efficient reporting
and rapid insight**



**Information sharing
and common metrics**



**Strategic insights and
operational insights**



**NLP engine and ML
models to classify
documents**

A photograph of several people working in a field of green plants, likely strawberries. The workers are wearing various clothing, including hats and plaid shirts. The scene is outdoors with trees in the background.

25%

**of trafficking victims
are migrants**



92%

of those were
foreign nationals

Create transparency on human rights risks in supply chains and foreign investments, driving evidence-based decision-making, and 'value at risk'

Comprehensive human rights risk indices

Monitoring human rights incidences

Visualize human rights risk situations

Zoom into specific risk assessments



**Evidence-based
decision-making**



**Transparency
on global human
rights risks**



**Go/no go investment
based on mitigation
measures**




**End-to-end
data visibility**



Risk scoring engine



**Dashboard with
customized analysis**



Location-specific human rights risks

Modern slavery	Labor rights
Fundamental rights	Commodity rights
Environmental aspects	



Business partner human rights risks

Labor rights	Community rights
UN Global Compact	Environmental impact
Business conduct	Corporate policies



Data and AI

“Do more with less”

Automate

Be proactive

Prioritize

Share information



Contact us
for more information

Meg Hare

Account Director

State of Texas

meg.hare@accenture.com

VIEW

- World Map
- Supply Chain Network

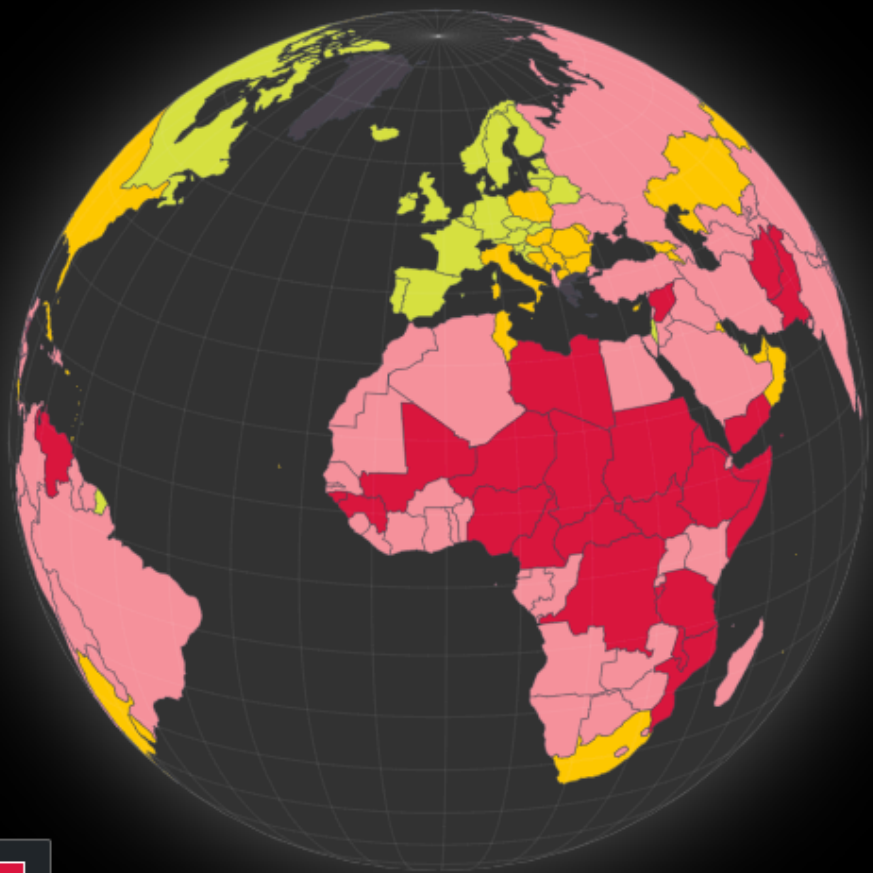
FILTER BY

- Calendar Quarter: 2021 Q2
- Region: All
- Commodity: All

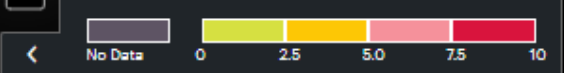


Explore the dashboard

Accenture works with multiple trusted data providers and partners to demystify child labor in the supply chain. Unlock data-driven insights by exploring child labor risks across the world and within your supply chain. Get started by selecting a country or filtering to explore. Unselect a country by clicking on it again.



- Home icon
- Info icon (i)
- Zoom in (+)
- Zoom out (-)
- 2D view icon



Maps powered by geoBoundaries

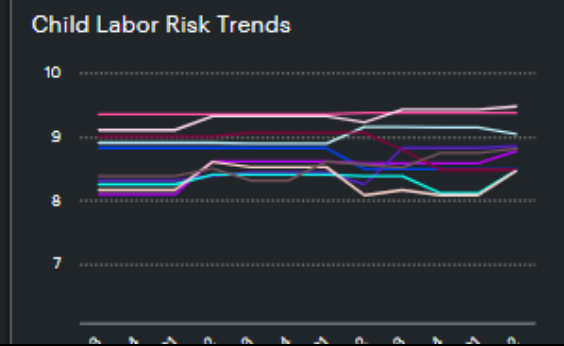


Global Risk

Number of children engaged in child labour: 160 million

Top 10 at Risk Countries

9.48		Somalia
9.38		North Korea
9.05		Eritrea
8.86		Guinea-Bissau
8.82		Syria
8.78		Chad
8.50		Central African Republic
8.49		South Sudan
8.48		Libya
8.47		Sudan



VIEW

- World Map
- Supply Chain Network

TOOL VIEW

- Tier 1

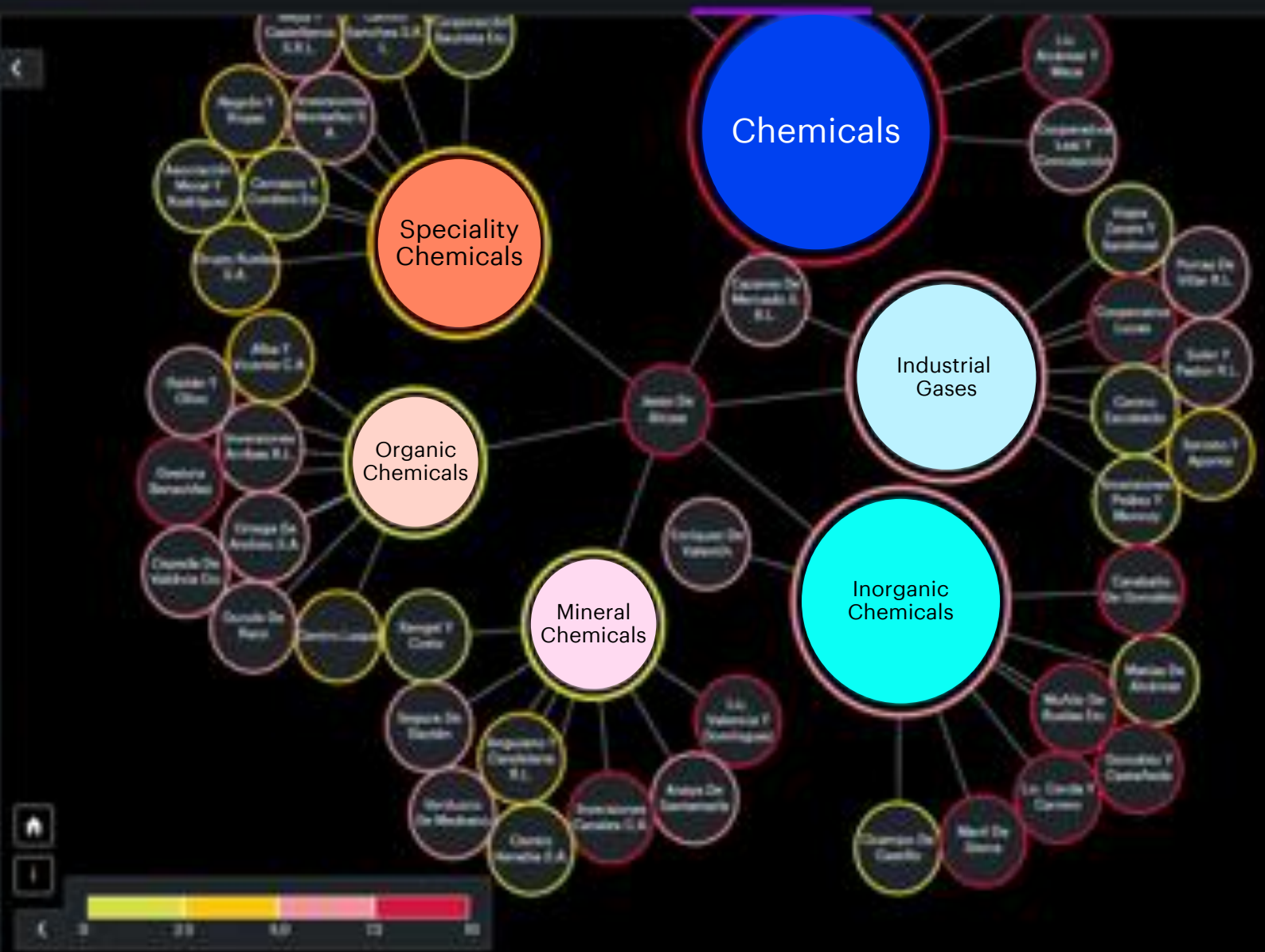
FILTER BY

Search by supplier name

Region: All

Industry: All

Commodity: All, Chemicals, Industrial Gas, ...



My Mitigation Dashboard

Supplier Summary

High Risk | Medium Risk | Low Risk | Unknown Risk

8/35 High Risk Suppliers (23%)

Active Mitigation Plans

Start New Mitigation Plan


Supplier Name	Risk Index	Status	Mitigation Partner	Investments	Assigned To
Shanghai Textiles & Yarn	7.2	Mitigation Partner Selection			Jonathan Smith
Zhao Shun Fine Leather	6.8	Monitoring	Save the Children	\$10,000.00	Elaine Park
Alpha Omega Polymers	6.6	Conducting Supplier Audit			Shane M. Baker
Eastern Spun Inc.	7.5	Monitoring	Save the Children	\$11,400.00	Hangping Fu

Preferred Suppliers

Category	No. of Suppliers	Total Spend
Textiles	41	\$28.7M
Yarn	8	\$12M
Leather	27	\$12M
Rubber	11	\$20M
Spun	3	\$3.6M

Alert Feed

- BASF: New Fund Creates Support for Farmers Sowing Sustainably Grown Cotton [View](#)
- Set L to Cuts "The Daily Set" - One-Stop-Shop Of Exclusive Content On Fitting, Surfing... [View](#)
- Yellow Brands Announces CEO Transition [View](#)
- Luxury Daily® Hosts Webinar On Protecting Brands from Fast Growing Counterfeiting, Return Fraud [View](#)

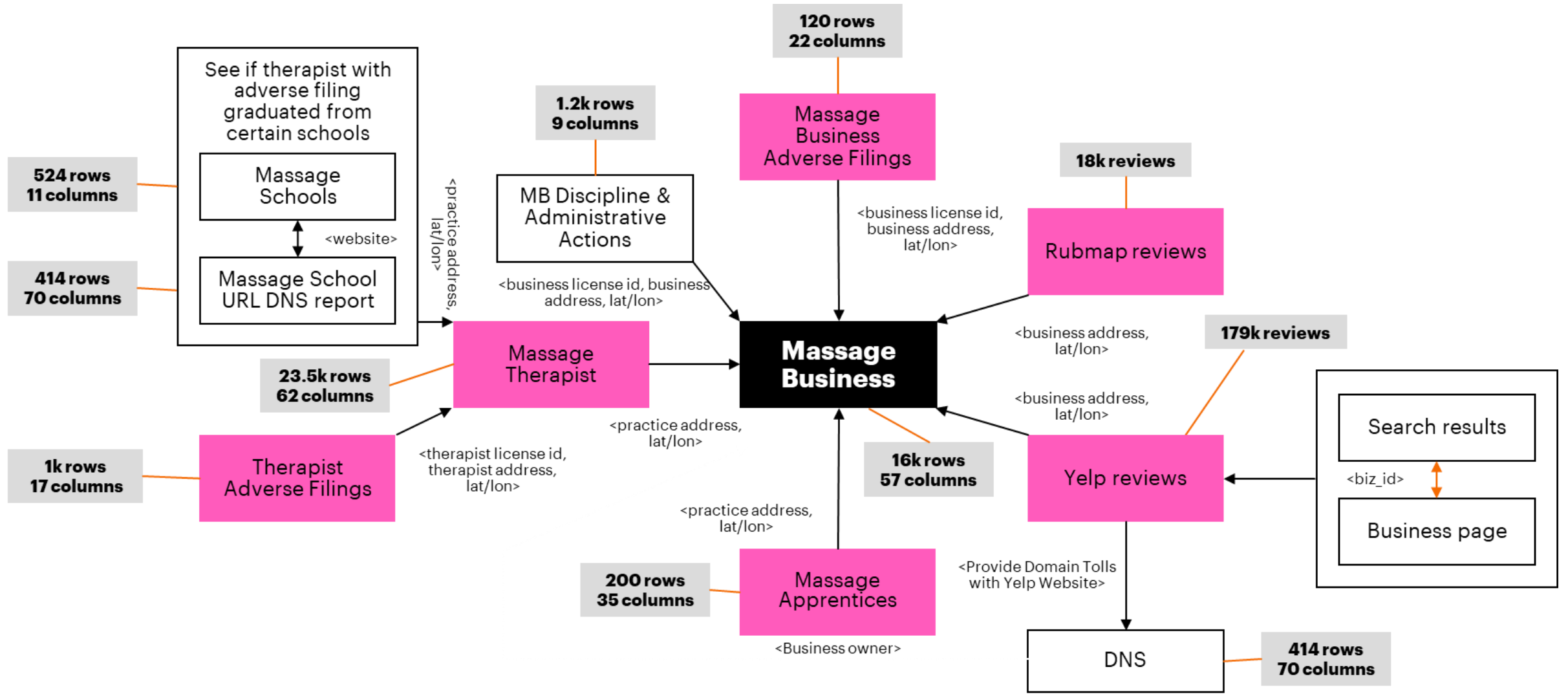


Preferred Mitigation Partners

Expenses Mitigated to Date:
 10 Commodity providers
 2 Multi-Tier suppliers

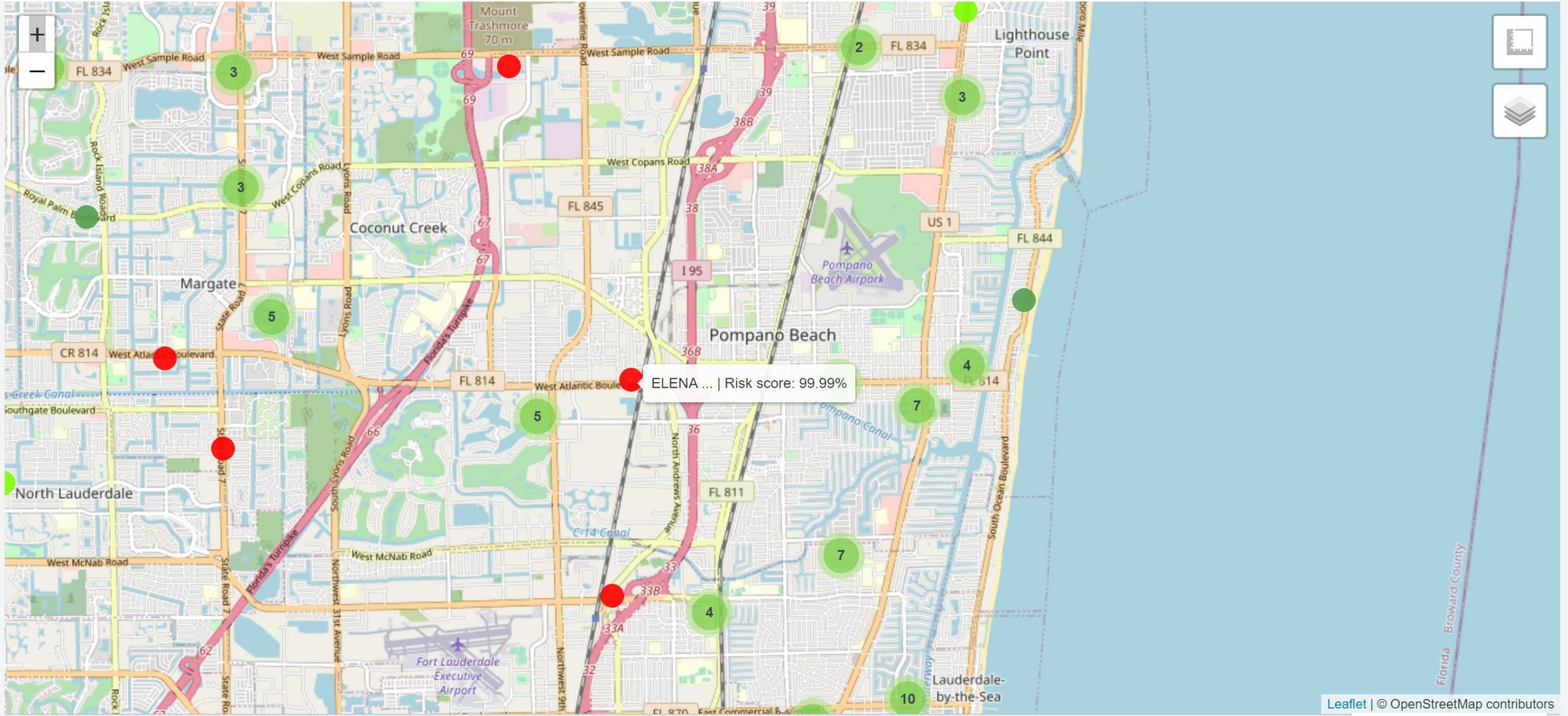
Total Investment Amount to Date:
 \$484,703.00

Ongoing Tracking:
 1 Tier 1 Supplier
 2 Multi-Tier Suppliers



See if the DNS are registered by the same person and if it matches with the MBs

Click on an individual circle to drilldown to that specific business



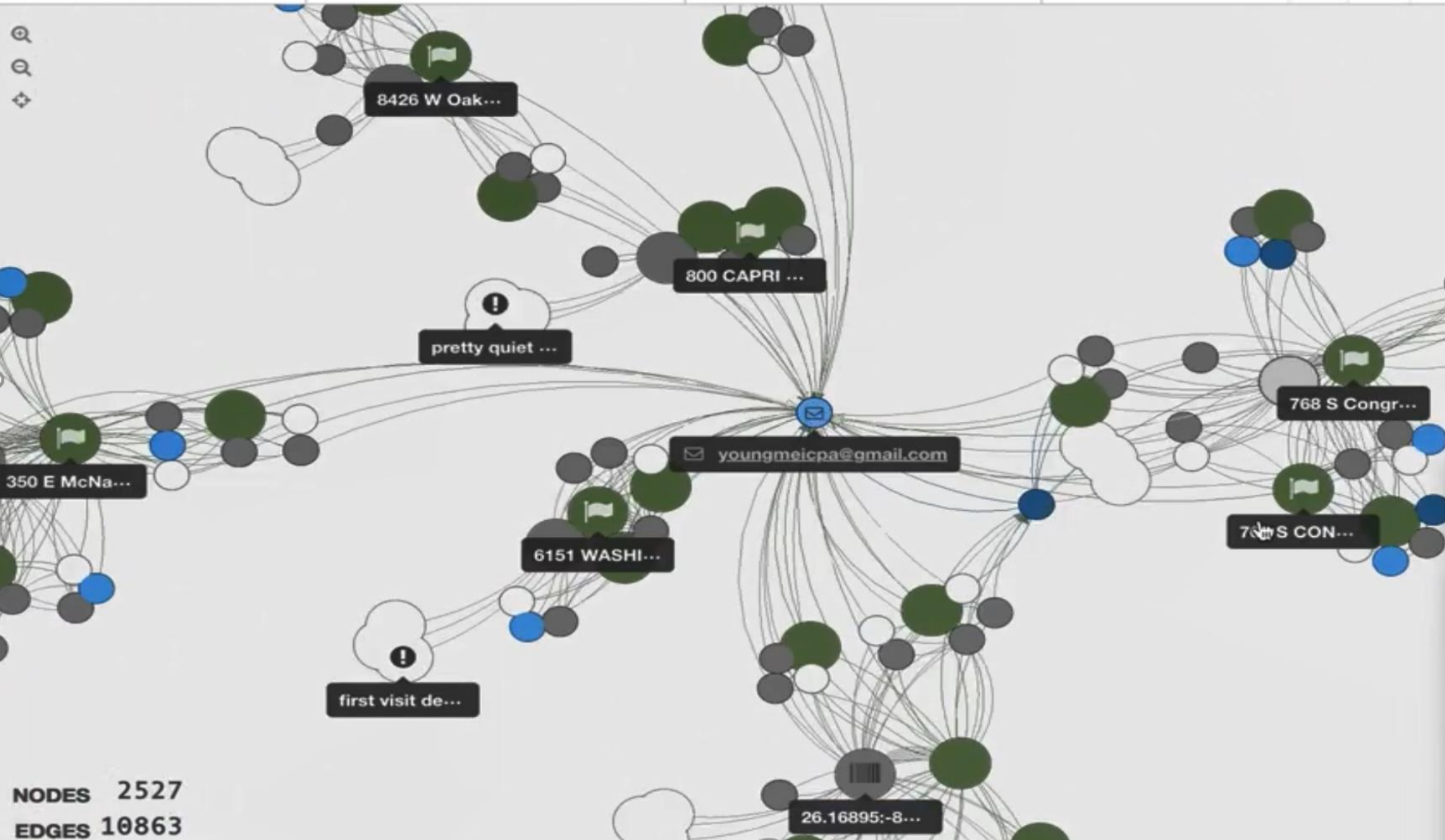
Leaflet | © OpenStreetMap contributors

9m ago

Business list

Click a row to drilldown to a specific business

id	name	risk_score	source_count	sources	address_formatted_address	adverse_eros_count	adv
----	------	------------	--------------	---------	---------------------------	--------------------	-----



Add histogram for...

point:degree

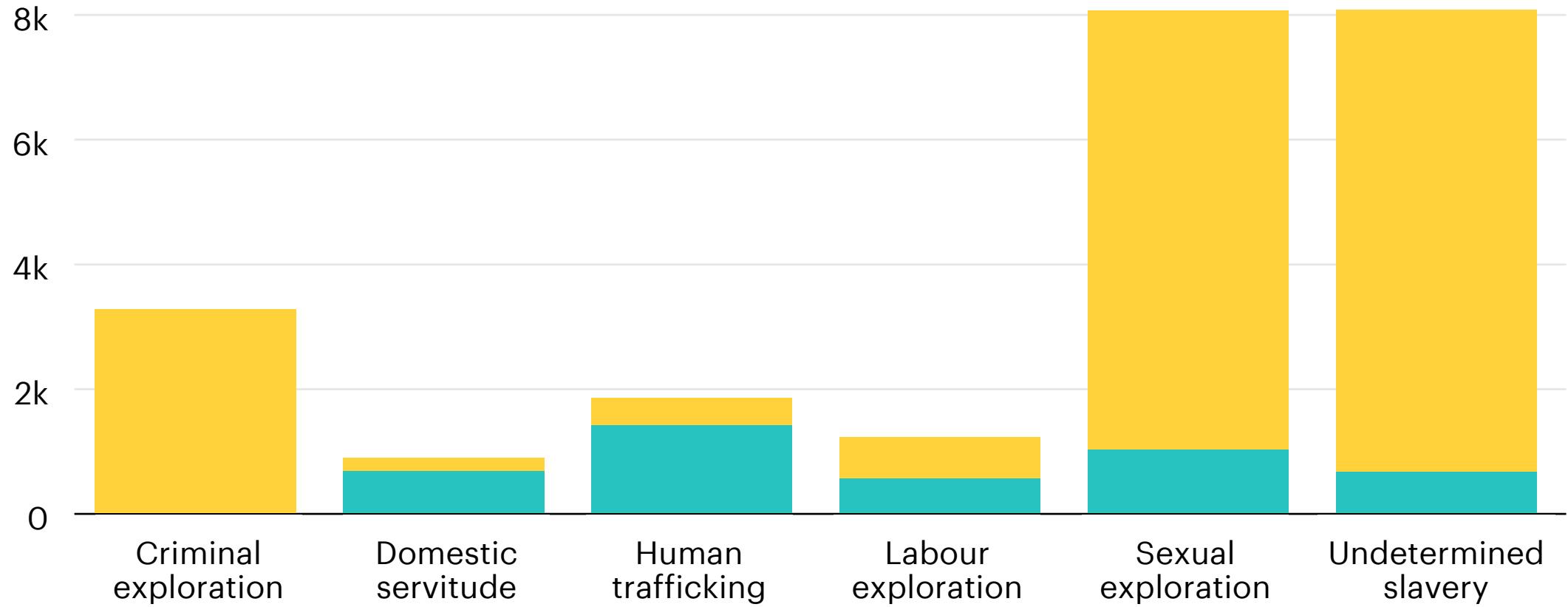
LEGEND	TYPE	PIVOT	Count
●	geo	🚩	565
•	address	—	400
•	license	—	393
⦿	message	!	300
◉	organization	🏢	273
—	phone	☎	251

NODES 2527
EDGES 10863



of MS Records

■ Crime ■ Intel



Random Networks

Click Information icon for further details.

Ever M8 Police





In-detail **investigation per opportunity** to show risk overview



Traffic light system for easy risk classification

Interconnected table lists **>100.000 opportunities** customized for **+20.000 users**

Deep dive per country to show domiciled opportunities